**Supermono****Anglesey 1.550 Miles****Qualifying****23/05/2009 10:30****Practice started at 10:28:51**

Pos	No.	Name	Best Tm	In Lap	Diff	Gap	2nd Best	2nd Lap	Best Spd
1	5	Mark Lawes	1:14.738	9			1:14.804	5	74.661
2	3	Michael Payne	1:15.288	8	0.550	0.550	1:15.587	7	74.115
3	19	Perry Goldstein	1:15.673	5	0.935	0.385	1:15.800	6	73.738
4	62	Aaron Easter	1:16.702	15	1.964	1.029	1:16.778	14	72.749
5	2	Dijon Compton	1:16.755	12	2.017	0.053	1:17.001	7	72.699
6	37	Jeff Claridge	1:17.659	11	2.921	0.904	1:17.932	10	71.853
7	47	Tom Blackwell	1:18.150	14	3.412	0.491	1:18.346	13	71.401
8	51	Mark Hughes	1:18.318	10	3.580	0.168	1:18.758	8	71.248
9	7	Aria Lane	1:18.817	11	4.079	0.499	1:18.958	9	70.797
10	4	Ivan Porter	1:18.949	14	4.211	0.132	1:19.290	11	70.679
11	8	Dave Harnett	1:20.271	2	5.533	1.322	1:48.348	1	69.515
12	42	Andrew McCombe	1:20.818	10	6.080	0.547	1:21.068	4	69.044
13	88	Andrew Driver	1:21.122	8	6.384	0.304	1:21.506	9	68.785
14	91	Des Butler	1:23.736	13	8.998	2.614	1:24.315	11	66.638
15	41	Martin Jarvis	1:24.840	10	10.102	1.104	1:25.298	2	65.771
16	45	Nick Oliver	1:26.311	11	11.573	1.471	1:26.454	3	64.650
17	55	Russ Joyner	1:27.855	3	13.117	1.544	1:30.612	2	63.514

**Clerk of Course:****Chief Timekeeper:****Weather / Track Condition: Cloudy / Dry****Results: [www.sportstimingservices.com](http://www.sportstimingservices.com)**



## Hottrax Motorsport Racing Club Endurance

Supermono

Anglesey 1.550 Miles

Race 1


23/05/2009

Race



POLE POSITION

4	3	2	1	1
62	19	3	5	2
8	7	6	5	3
51	47	37	2	4
12	11	10	9	5
42	8	4	7	
16	15	14	13	
45	41	91	88	
			17	
			55	



## Hottrax Motorsport Racing Club Endurance

Sorted on Laps

### Supermono

Anglesey 1.550 Miles

### Race 1

23/05/2009 14:01

Race started at 14:01:18

Pos	No.	Name	Class	Laps	Total Tm	Diff	Best Tm	In Lap
<b>Supermono Champ</b>								
1	5	Mark Lawes	Supermono Ch	13	16:22.952		1:14.138	5
2	2	Dijon Compton	Supermono Ch	13	16:30.943	7.991	1:15.357	12
3	3	Michael Payne	Supermono Ch	13	16:31.279	8.327	1:14.824	13
4	62	Aaron Easter	Supermono Ch	13	16:46.800	23.848	1:15.576	7
5	7	Aria Lane	Supermono Ch	13	17:06.617	43.665	1:17.270	12
6	51	Mark Hughes	Supermono Ch	13	17:06.968	44.016	1:17.572	13
7	37	Jeff Claridge	Supermono Ch	13	17:07.979	45.027	1:17.736	11
8	4	Ivan Porter	Supermono Ch	13	17:15.988	53.036	1:18.290	10
9	42	Andrew McCombe	Supermono Ch	13	17:35.662	1:12.710	1:19.638	12
<b>Not classified ()</b>								
	8	Dave Harnett	Supermono Ch		3.038	DNF		0
<b>Supermono Cup</b>								
1	47	Tom Blackwell	Supermono Cu	13	17:31.199		1:18.357	10
2	91	Des Butler	Supermono Cu	12	16:40.254	1 Lap	1:20.907	8
3	88	Andrew Driver	Supermono Cu	12	16:40.433	1 Lap	1:20.401	12
4	41	Martin Jarvis	Supermono Cu	12	17:15.255	1 Lap	1:23.524	2
5	45	Nick Oliver	Supermono Cu	12	17:37.658	1 Lap	1:25.853	2

### Announcements

No.47 - 10 Second Penalty - Jump Start


Margin of Victory	Avg. Speed	Best Lap Tm	Best Spd	Best Lap by
7.991	73.798	1:14.138	75.265	5 - Mark Lawes

Clerk of Course:

Chief Timekeeper:

Weather / Track Condition: Bright / Dry

Results: [www.sportstimingservices.com](http://www.sportstimingservices.com)



## Hottrax Motorsport Racing Club Endurance

Sorted on Laps

Supermono

Anglesey 1.550 Miles

Race 1

23/05/2009 14:01

Race started at 14:01:18

Pos	No.	Name	Class	Laps	Total Tm	Diff	Best Tm	In Lap
1	5	Mark Lawes	Supermono Ch	13	16:22.952		1:14.138	5
2	2	Dijon Compton	Supermono Ch	13	16:30.943	7.991	1:15.357	12
3	3	Michael Payne	Supermono Ch	13	16:31.279	8.327	1:14.824	13
4	62	Aaron Easter	Supermono Ch	13	16:46.800	23.848	1:15.576	7
5	7	Aria Lane	Supermono Ch	13	17:06.617	43.665	1:17.270	12
6	51	Mark Hughes	Supermono Ch	13	17:06.968	44.016	1:17.572	13
7	37	Jeff Claridge	Supermono Ch	13	17:07.979	45.027	1:17.736	11
8	4	Ivan Porter	Supermono Ch	13	17:15.988	53.036	1:18.290	10
9	47	Tom Blackwell	Supermono Cu	13	17:31.199	1:08.247	1:18.357	10
10	42	Andrew McCombe	Supermono Ch	13	17:35.662	1:12.710	1:19.638	12
11	91	Des Butler	Supermono Cu	12	16:40.254	1 Lap	1:20.907	8
12	88	Andrew Driver	Supermono Cu	12	16:40.433	1 Lap	1:20.401	12
13	41	Martin Jarvis	Supermono Cu	12	17:15.255	1 Lap	1:23.524	2
14	45	Nick Oliver	Supermono Cu	12	17:37.658	1 Lap	1:25.853	2

Not classified ()

8	Dave Harnett	Supermono Ch		3.038	DNF		0
---	--------------	--------------	--	-------	-----	--	---

### Announcements

No.47 - 10 Second Penalty - Jump Start


Margin of Victory	Avg. Speed	Best Lap Tm	Best Spd	Best Lap by
7.991	73.798	1:14.138	75.265	5 - Mark Lawes

Clerk of Course:

Chief Timekeeper:

Weather / Track Condition: Bright / Dry

Results: [www.sportstimingservices.com](http://www.sportstimingservices.com)



**Supermono**

**Anglesey 1.550 Miles**

**Race 1**

**23/05/2009 14:01**

**Race started at 14:01:18**


Competitors	Laps													
	0	1	2	3	4	5	6	7	8	9	10	11	12	13
Mark Lawes (5)	1	5	2	2	2	5	5	5	5	5	5	5	5	5
Michael Payne (3)	2	3	5	3	3	2	2	2	2	2	2	2	2	2
Aaron Easter (62)	3	62	3	5	5	3	3	3	3	3	3	3	3	3
Dijon Compton (2)	4	2	47	47	7	62	62	62	62	62	62	62	62	62
Tom Blackwell (47)	5	47	7	62	47	7	7	37	7	7	7	7	7	7
Jeff Claridge (37)	6	37	62	7	62	37	37	7	37	37	51	51	51	51
Mark Hughes (51)	7	51	37	37	37	47	51	51	51	51	37	37	37	37
Dave Harnett (8)	8	8	51	51	51	51	47	47	47	4	4	4	4	4
Aria Lane (7)	9	7	4	4	4	4	4	4	4	47	47	47	47	47
Ivan Porter (4)	10	4	42	42	42	42	42	42	42	42	42	42	42	42
Des Butler (91)	11	91	41	41	41	88	88	88	91	91	91	91	91	91
Andrew McCombe (42)	12	42	91	88	88	91	91	91	88	88	88	88	88	88
Andrew Driver (88)	13	88	88	91	91	41	41	41	41	41	41	41	41	41
Nick Oliver (45)	14	45	45	45	45	45	45	45	45	45	45	45	45	45
Martin Jarvis (41)	15	41												

Clerk of Course:

Chief Timekeeper:

Weather / Track Condition: Bright / Dry

Results: [www.sportstimingservices.com](http://www.sportstimingservices.com)



## Hottrax Motorsport Racing Club Endurance

### Supermono

Anglesey 1.550 Miles

### Race 1

23/05/2009 14:01

Race started at 14:01:18

Lap	Lap Tm	Diff	Time of Day
<b>(5) Mark Lawes</b>			
1	<b>1:21.862</b>	+7.724	14:02:40.748
2	<b>1:16.760</b>	+2.622	14:03:57.508
3	<b>1:15.956</b>	+1.818	14:05:13.464
4	<b>1:14.548</b>	+0.410	14:06:28.012
5	<b>1:14.138</b>		14:07:42.150
6	1:14.754	+0.616	14:08:56.904
7	1:15.261	+1.123	14:10:12.165
8	1:15.519	+1.381	14:11:27.684
9	1:15.523	+1.385	14:12:43.207
10	1:14.708	+0.570	14:13:57.915
11	1:14.311	+0.173	14:15:12.226
12	1:15.068	+0.930	14:16:27.294
13	1:14.544	+0.406	14:17:41.838

Lap	Lap Tm	Diff	Time of Day
<b>(2) Dijon Compton</b>			
1	1:19.168	+3.811	14:02:40.516
2	1:16.203	+0.846	14:03:56.719
3	1:16.196	+0.839	14:05:12.915
4	1:15.852	+0.495	14:06:28.767
5	1:15.871	+0.514	14:07:44.638
6	1:16.396	+1.039	14:09:01.034
7	1:15.586	+0.229	14:10:16.620
8	1:15.604	+0.247	14:11:32.224
9	1:15.744	+0.387	14:12:47.968
10	1:15.459	+0.102	14:14:03.427
11	1:15.385	+0.028	14:15:18.812
12	<b>1:15.357</b>		14:16:34.169
13	1:15.660	+0.303	14:17:49.829

Lap	Lap Tm	Diff	Time of Day
<b>(3) Michael Payne</b>			
1	1:22.280	+7.456	14:02:41.169
2	1:16.019	+1.195	14:03:57.188
3	1:16.102	+1.278	14:05:13.290
4	1:15.878	+1.054	14:06:29.168
5	1:15.921	+1.097	14:07:45.089
6	1:16.163	+1.339	14:09:01.252
7	1:16.052	+1.228	14:10:17.304
8	1:15.480	+0.656	14:11:32.784
9	1:15.725	+0.901	14:12:48.509
10	1:15.395	+0.571	14:14:03.904
11	1:15.078	+0.254	14:15:18.982
12	1:16.359	+1.535	14:16:35.341
13	<b>1:14.824</b>		14:17:50.165

Lap	Lap Tm	Diff	Time of Day
<b>(62) Aaron Easter</b>			
1	1:22.290	+6.714	14:02:43.519
2	1:18.467	+2.891	14:04:01.986
3	1:19.213	+3.637	14:05:21.199
4	1:17.501	+1.925	14:06:38.700
5	1:16.065	+0.489	14:07:54.765
6	1:16.086	+0.510	14:09:10.851
7	<b>1:15.576</b>		14:10:26.427
8	1:16.436	+0.860	14:11:42.863
9	1:16.655	+1.079	14:12:59.518
10	1:16.277	+0.701	14:14:15.795
11	1:16.665	+1.089	14:15:32.460
12	1:16.310	+0.734	14:16:48.770
13	1:16.916	+1.340	14:18:05.686

Lap	Lap Tm	Diff	Time of Day
<b>(7) Aria Lane</b>			
1	<b>1:21.246</b>	+3.976	14:02:43.238
2	<b>1:18.874</b>	+1.604	14:04:02.112
3	<b>1:18.434</b>	+1.164	14:05:20.546
4	<b>1:18.362</b>	+1.092	14:06:38.908
5	<b>1:19.280</b>	+2.010	14:07:58.188
6	<b>1:19.404</b>	+2.134	14:09:17.592
7	<b>1:18.770</b>	+1.500	14:10:36.362
8	<b>1:18.462</b>	+1.192	14:11:54.824
9	<b>1:18.614</b>	+1.344	14:13:13.438
10	<b>1:18.392</b>	+1.122	14:14:31.830
11	<b>1:18.479</b>	+1.209	14:15:50.309
12	<b>1:17.270</b>		14:17:07.579
13	1:17.924	+0.654	14:18:25.503

Lap	Lap Tm	Diff	Time of Day
<b>(51) Mark Hughes</b>			
1	1:23.223	+5.651	14:02:44.883
2	1:18.718	+1.146	14:04:03.601
3	1:18.449	+0.877	14:05:22.050
4	1:19.927	+2.355	14:06:41.977
5	1:19.600	+2.028	14:08:01.577
6	1:18.705	+1.133	14:09:20.282
7	1:18.232	+0.660	14:10:38.514
8	1:17.660	+0.088	14:11:56.174
9	1:18.095	+0.523	14:13:14.269
10	1:17.787	+0.215	14:14:32.056
11	1:18.648	+1.076	14:15:50.704
12	1:17.578	+0.006	14:17:08.282
13	<b>1:17.572</b>		14:18:25.854

Lap	Lap Tm	Diff	Time of Day
<b>(37) Jeff Claridge</b>			
1	1:22.808	+5.072	14:02:44.232
2	1:18.460	+0.724	14:04:02.692
3	1:18.927	+1.191	14:05:21.619
4	1:18.477	+0.741	14:06:40.096
5	1:18.380	+0.644	14:07:58.476
6	1:18.859	+1.123	14:09:17.335
7	1:19.425	+1.689	14:10:36.760
8	1:19.138	+1.402	14:11:55.898
9	1:19.060	+1.324	14:13:14.958
10	1:18.232	+0.496	14:14:33.190
11	<b>1:17.736</b>		14:15:50.926
12	1:17.791	+0.055	14:17:08.717
13	1:18.148	+0.412	14:18:26.865

Lap	Lap Tm	Diff	Time of Day
<b>(4) Ivan Porter</b>			
1	1:23.967	+5.677	14:02:46.064
2	1:19.733	+1.443	14:04:05.797
3	1:19.661	+1.371	14:05:25.458
4	1:20.085	+1.795	14:06:45.543
5	1:19.223	+0.933	14:08:04.766
6	1:18.917	+0.627	14:09:23.683
7	1:18.625	+0.335	14:10:42.308
8	1:19.071	+0.781	14:12:01.379
9	1:19.082	+0.792	14:13:20.461
10	<b>1:18.290</b>		14:14:38.751
11	1:18.591	+0.301	14:15:57.342
12	1:18.479	+0.189	14:17:15.821
13	1:19.053	+0.763	14:18:34.874

Lap	Lap Tm	Diff	Time of Day
<b>(47) Tom Blackwell</b>			

Lap	Lap Tm	Diff	Time of Day
1	<b>1:21.029</b>	+2.672	14:02:42.444
2	<b>1:18.933</b>	+0.576	14:04:01.377
3	<b>1:19.684</b>	+1.327	14:05:21.061
4	<b>1:20.477</b>	+2.120	14:06:41.538
5	<b>1:20.767</b>	+2.410	14:08:02.305
6	<b>1:19.390</b>	+1.033	14:09:21.695
7	<b>1:18.598</b>	+0.241	14:10:40.293
8	<b>1:24.629</b>	+6.272	14:12:04.922
9	<b>1:19.379</b>	+1.022	14:13:24.301
10	<b>1:18.357</b>		14:14:42.658
11	1:18.951	+0.594	14:16:01.609
12	1:19.683	+1.326	14:17:21.292
13	1:18.793	+0.436	14:18:40.085

Lap	Lap Tm	Diff	Time of Day
<b>(42) Andrew McCombe</b>			
1	1:24.230	+4.592	14:02:46.628
2	1:20.060	+0.422	14:04:06.688
3	1:20.695	+1.057	14:05:27.383
4	1:21.285	+1.647	14:06:48.668
5	1:21.455	+1.817	14:08:10.123
6	1:21.535	+1.897	14:09:31.658
7	1:21.548	+1.910	14:10:53.206
8	1:20.686	+1.048	14:12:13.892
9	1:20.547	+0.909	14:13:34.439
10	1:19.841	+0.203	14:14:54.280
11	1:19.750	+0.112	14:16:14.030
12	<b>1:19.638</b>		14:17:33.668
13	1:20.880	+1.242	14:18:54.548

Lap	Lap Tm	Diff	Time of Day
<b>(91) Des Butler</b>			
1	1:28.070	+7.163	14:02:50.383
2	1:24.297	+3.390	14:04:14.680
3	1:25.497	+4.590	14:05:40.177
4	1:23.864	+2.957	14:07:04.041
5	1:23.488	+2.581	14:08:27.529
6	1:22.700	+1.793	14:09:50.229
7	1:22.608	+1.701	14:11:12.837
8	<b>1:20.907</b>		14:12:33.744
9	1:21.471	+0.564	14:13:55.215
10	1:21.171	+0.264	14:15:16.386
11	1:21.669	+0.762	14:16:38.055
12	1:21.085	+0.178	14:17:59.140

Lap	Lap Tm	Diff	Time of Day
<b>(88) Andrew Driver</b>			
1	1:27.967	+7.566	14:02:50.542
2	1:23.308	+2.907	14:04:13.850
3	1:26.030	+5.629	14:05:39.880
4	1:23.447	+3.046	14:07:03.327
5	1:23.623	+3.222	14:08:26.950
6	1:23.141	+2.740	14:09:50.091
7	1:23.346	+2.945	14:11:13.437
8	1:22.505	+2.104	14:12:35.942
9	1:21.127	+0.726	14:13:57.069
10	1:21.194	+0.793	14:15:18.263
11	1:20.655	+0.254	14:16:38.918
12	<b>1:20.401</b>		14:17:59.319


Lap	Lap Tm	Diff	Time of Day
<b>(41) Martin Jarvis</b>			
1	1:26.103	+2.579	14:02:49.078
2	<b>1:23.524</b>		14:04:12.602
3	1:26.852	+3.328	14:05:39.454

Clerk of Course:

Chief Timekeeper:

Weather / Track Condition: Bright / Dry

Results: [www.sportstimingservices.com](http://www.sportstimingservices.com)



## Hottrax Motorsport Racing Club Endurance

Supermono

Anglesey 1.550 Miles

Race 1

23/05/2009 14:01

Race started at 14:01:18

Lap	Lap Tm	Diff	Time of Day
4	1:25.638	+2.114	14:07:05.092
5	1:25.164	+1.640	14:08:30.256
6	1:26.050	+2.526	14:09:56.306
7	1:25.905	+2.381	14:11:22.211
8	1:27.319	+3.795	14:12:49.530
9	1:26.992	+3.468	14:14:16.522
10	1:24.958	+1.434	14:15:41.480
11	1:26.549	+3.025	14:17:08.029
12	1:26.112	+2.588	14:18:34.141

(45) Nick Oliver

1	1:29.662	+3.809	14:02:52.475
2	1:25.853		14:04:18.328
3	1:27.119	+1.266	14:05:45.447
4	1:27.117	+1.264	14:07:12.564
5	1:27.221	+1.368	14:08:39.785
6	1:27.462	+1.609	14:10:07.247
7	1:28.249	+2.396	14:11:35.496
8	1:27.505	+1.652	14:13:03.001
9	1:28.843	+2.990	14:14:31.844
10	1:28.572	+2.719	14:16:00.416
11	1:27.754	+1.901	14:17:28.170
12	1:28.374	+2.521	14:18:56.544

Lap Lap Tm Diff Time of Day


Lap Lap Tm Diff Time of Day

Clerk of Course:

Chief Timekeeper:

Weather / Track Condition: Bright / Dry

Results: [www.sportstimingservices.com](http://www.sportstimingservices.com)



## Hottrax Motorsport Racing Club Endurance

Sorted on Laps

Supermono

Anglesey 1.550 Miles

Race 2

24/05/2009 10:30

Race started at 10:30:13

Pos	No.	Name	Class	Laps	Total Tm	Diff	Best Tm	In Lap
<b>Supermono Champ</b>								
1	5	Mark Lawes	Supermono Ch	16	19:55.698		1:13.239	16
2	3	Michael Payne	Supermono Ch	16	19:57.416	1.718	1:14.023	16
3	19	Perry Goldstein	Supermono Ch	16	19:59.402	3.704	1:13.574	4
4	2	Dijon Compton	Supermono Ch	16	20:09.102	13.404	1:14.285	6
5	62	Aaron Easter	Supermono Ch	16	20:12.065	16.367	1:14.726	12
6	51	Mark Hughes	Supermono Ch	16	20:41.155	45.457	1:15.841	8
7	37	Jeff Claridge	Supermono Ch	16	20:44.817	49.119	1:15.937	16
8	8	Dave Harnett	Supermono Ch	16	20:46.751	51.053	1:16.355	15
9	4	Ivan Porter	Supermono Ch	16	20:47.273	51.575	1:16.489	15
10	7	Aria Lane	Supermono Ch	16	21:06.475	1:10.777	1:16.806	10
11	42	Andrew McCombe	Supermono Ch	15	20:09.573	1 Lap	1:19.421	2
<b>Supermono Cup</b>								
1	91	Des Butler	Supermono Cu	15	20:12.477		1:19.191	11
2	41	Martin Jarvis	Supermono Cu	15	20:27.566	15.089	1:20.251	12
3	88	Andrew Driver	Supermono Cu	15	20:27.942	15.465	1:20.403	7
4	45	Nick Oliver	Supermono Cu	14	20:29.845	1 Lap	1:26.104	2
<b>Not classified ()</b>								
	47	Tom Blackwell	Supermono Cu	2	2:45.307	DNF	1:19.658	2


Margin of Victory	Avg. Speed	Best Lap Tm	Best Spd	Best Lap by
1.718	74.668	1:13.239	76.189	5 - Mark Lawes

Clerk of Course:

Chief Timekeeper:

Weather / Track Condition: Bright / Dry

Results: [www.sportstimingservices.com](http://www.sportstimingservices.com)



## Hottrax Motorsport Racing Club Endurance

Sorted on Laps

Supermono

Anglesey 1.550 Miles

Race 2

24/05/2009 10:30

Race started at 10:30:13

Pos	No.	Name	Class	Laps	Total Tm	Diff	Best Tm	In Lap
1	5	Mark Lawes	Supermono Ch	16	19:55.698		1:13.239	16
2	3	Michael Payne	Supermono Ch	16	19:57.416	1.718	1:14.023	16
3	19	Perry Goldstein	Supermono Ch	16	19:59.402	3.704	1:13.574	4
4	2	Dijon Compton	Supermono Ch	16	20:09.102	13.404	1:14.285	6
5	62	Aaron Easter	Supermono Ch	16	20:12.065	16.367	1:14.726	12
6	51	Mark Hughes	Supermono Ch	16	20:41.155	45.457	1:15.841	8
7	37	Jeff Claridge	Supermono Ch	16	20:44.817	49.119	1:15.937	16
8	8	Dave Harnett	Supermono Ch	16	20:46.751	51.053	1:16.355	15
9	4	Ivan Porter	Supermono Ch	16	20:47.273	51.575	1:16.489	15
10	7	Aria Lane	Supermono Ch	16	21:06.475	1:10.777	1:16.806	10
11	42	Andrew McCombe	Supermono Ch	15	20:09.573	1 Lap	1:19.421	2
12	91	Des Butler	Supermono Cu	15	20:12.477	1 Lap	1:19.191	11
13	41	Martin Jarvis	Supermono Cu	15	20:27.566	1 Lap	1:20.251	12
14	88	Andrew Driver	Supermono Cu	15	20:27.942	1 Lap	1:20.403	7
15	45	Nick Oliver	Supermono Cu	14	20:29.845	2 Laps	1:26.104	2

Not classified ()

47	Tom Blackwell	Supermono Cu	2	2:45.307	DNF	1:19.658	2
----	---------------	--------------	---	----------	-----	----------	---


Margin of Victory	Avg. Speed	Best Lap Tm	Best Spd	Best Lap by
1.718	74.668	1:13.239	76.189	5 - Mark Lawes

Clerk of Course:

Chief Timekeeper:

Weather / Track Condition: Bright / Dry

Results: [www.sportstimingservices.com](http://www.sportstimingservices.com)



**Supermono**

**Anglesey 1.550 Miles**

**Race 2**

**24/05/2009 10:30**

**Race started at 10:30:13**


Competitors	Laps																
	0	1	2	3	4	5	6	7	8	9	10	11	12	13	14	15	16
Perry Goldstein (19)	1	19	2	2	5	5	5	5	5	5	5	5	5	5	5	5	5
Mark Lawes (5)	2	5	5	5	2	2	2	2	2	2	2	3	3	3	3	3	3
Michael Payne (3)	3	3	3	3	3	3	3	3	3	3	3	19	19	19	19	19	19
Aaron Easter (62)	4	62	8	19	19	19	19	19	19	19	19	2	2	2	2	2	2
Dijon Compton (2)	5	2	62	8	62	62	62	62	62	62	62	62	62	62	62	62	62
Jeff Claridge (37)	6	37	7	62	8	8	8	8	8	51	51	51	51	51	51	51	51
Mark Hughes (51)	7	51	19	7	7	4	4	51	51	8	4	4	4	4	4	37	37
Tom Blackwell (47)	8	47	37	4	4	51	51	4	4	4	8	8	8	8	8	4	4
Aria Lane (7)	9	7	4	51	51	7	7	7	7	7	7	7	7	7	37	8	8
Ivan Porter (4)	10	4	51	37	37	37	37	37	37	37	37	37	37	37	7	7	7
Dave Harnett (8)	11	8	47	47	42	42	42	42	42	42	42	42	42	42	42	42	42
Des Butler (91)	12	91	42	42	41	91	91	91	91	91	91	91	91	91	91	91	91
Andrew Driver (88)	13	88	41	41	91	88	88	88	88	88	41	41	41	41	41	41	41
Martin Jarvis (41)	14	41	91	91	88	41	41	41	41	41	88	88	88	88	88	88	88
Andrew McCombe (42)	15	42	88	88	45	45	45	45	45	45	45	45	45	45	45	45	45
Nick Oliver (45)	16	45	45	45													

Clerk of Course:

Chief Timekeeper:

Weather / Track Condition: Bright / Dry

Results: [www.sportstimingservices.com](http://www.sportstimingservices.com)



## Hottrax Motorsport Racing Club Endurance

### Supermono

### Anglesey 1.550 Miles

### Race 2

24/05/2009 10:30

Race started at 10:30:13

Lap	Lap Tm	Diff	Time of Day
<b>(5) Mark Lawes</b>			
1	1:19.922	+6.683	10:31:33.334
2	1:14.664	+1.425	10:32:47.998
3	1:14.459	+1.220	10:34:02.457
4	1:14.324	+1.085	10:35:16.781
5	1:14.482	+1.243	10:36:31.263
6	1:14.242	+1.003	10:37:45.505
7	1:13.415	+0.176	10:38:58.920
8	1:14.458	+1.219	10:40:13.378
9	1:14.723	+1.484	10:41:28.101
10	1:14.243	+1.004	10:42:42.344
11	1:14.864	+1.625	10:43:57.208
12	1:15.616	+2.377	10:45:12.824
13	1:13.970	+0.731	10:46:26.794
14	1:14.878	+1.639	10:47:41.672
15	1:14.190	+0.951	10:48:55.862
16	1:13.239		10:50:09.101

<b>(3) Michael Payne</b>			
1	1:20.863	+6.840	10:31:34.302
2	1:15.124	+1.101	10:32:49.426
3	1:14.835	+0.812	10:34:04.261
4	1:14.252	+0.229	10:35:18.513
5	1:14.037	+0.014	10:36:32.550
6	1:14.194	+0.171	10:37:46.744
7	1:14.228	+0.205	10:39:00.972
8	1:15.207	+1.184	10:40:16.179
9	1:14.618	+0.595	10:41:30.797
10	1:14.255	+0.232	10:42:45.052
11	1:14.369	+0.346	10:43:59.421
12	1:14.318	+0.295	10:45:13.739
13	1:14.087	+0.064	10:46:27.826
14	1:14.479	+0.456	10:47:42.305
15	1:14.491	+0.468	10:48:56.796
16	1:14.023		10:50:10.819

<b>(19) Perry Goldstein</b>			
1	1:22.699	+9.125	10:31:36.102
2	1:15.013	+1.439	10:32:51.115
3	1:13.923	+0.349	10:34:05.038
4	1:13.574		10:35:18.612
5	1:14.413	+0.839	10:36:33.025
6	1:14.066	+0.492	10:37:47.091
7	1:13.995	+0.421	10:39:01.086
8	1:15.565	+1.991	10:40:16.651
9	1:14.319	+0.745	10:41:30.970
10	1:14.240	+0.666	10:42:45.210
11	1:14.458	+0.884	10:43:59.668
12	1:14.521	+0.947	10:45:14.189
13	1:14.665	+1.091	10:46:28.854
14	1:15.533	+1.959	10:47:44.387
15	1:14.575	+1.001	10:48:58.962
16	1:13.843	+0.269	10:50:12.805

<b>(2) Dijon Compton</b>			
1	1:16.564	+2.279	10:31:32.598
2	1:15.168	+0.883	10:32:47.766
3	1:15.232	+0.947	10:34:02.998
4	1:14.309	+0.024	10:35:17.307
5	1:14.515	+0.230	10:36:31.822

6	1:14.285		10:37:46.107
7	1:14.638	+0.353	10:39:00.745
8	1:15.046	+0.761	10:40:15.791
9	1:14.717	+0.432	10:41:30.508
10	1:16.467	+2.182	10:42:46.975
11	1:15.678	+1.393	10:44:02.653
12	1:15.727	+1.442	10:45:18.380
13	1:15.088	+0.803	10:46:33.468
14	1:15.588	+1.303	10:47:49.056
15	1:15.643	+1.358	10:49:04.699
16	1:17.806	+3.521	10:50:22.505

<b>(62) Aaron Easter</b>			
1	1:19.747	+5.021	10:31:35.729
2	1:16.053	+1.327	10:32:51.782
3	1:15.217	+0.491	10:34:06.999
4	1:14.805	+0.079	10:35:21.804
5	1:14.976	+0.250	10:36:36.780
6	1:14.949	+0.223	10:37:51.729
7	1:15.240	+0.514	10:39:06.969
8	1:15.066	+0.340	10:40:22.035
9	1:15.366	+0.640	10:41:37.401
10	1:15.613	+0.887	10:42:53.014
11	1:15.273	+0.547	10:44:08.287
12	1:14.726		10:45:23.013
13	1:15.699	+0.973	10:46:38.712
14	1:14.941	+0.215	10:47:53.653
15	1:15.524	+0.798	10:49:09.177
16	1:16.291	+1.565	10:50:25.468

<b>(51) Mark Hughes</b>			
1	1:22.063	+6.222	10:31:38.518
2	1:17.908	+2.067	10:32:56.426
3	1:16.560	+0.719	10:34:12.986
4	1:18.113	+2.272	10:35:31.099
5	1:16.925	+1.084	10:36:48.024
6	1:16.941	+1.100	10:38:04.965
7	1:17.061	+1.220	10:39:22.026
8	1:15.841		10:40:37.867
9	1:16.847	+1.006	10:41:54.714
10	1:16.997	+1.156	10:43:11.711
11	1:16.918	+1.077	10:44:28.629
12	1:16.359	+0.518	10:45:44.988
13	1:17.147	+1.306	10:47:02.135
14	1:16.323	+0.482	10:48:18.458
15	1:16.628	+0.787	10:49:35.086
16	1:19.472	+3.631	10:50:54.558

<b>(37) Jeff Claridge</b>			
1	1:21.277	+5.340	10:31:37.674
2	1:19.239	+3.302	10:32:56.913
3	1:19.294	+3.357	10:34:16.207
4	1:18.670	+2.733	10:35:34.877
5	1:17.916	+1.979	10:36:52.793
6	1:17.781	+1.844	10:38:10.574
7	1:17.393	+1.456	10:39:27.967
8	1:16.714	+0.777	10:40:44.681
9	1:16.430	+0.493	10:42:01.111
10	1:16.841	+0.904	10:43:17.952
11	1:16.877	+0.940	10:44:34.829
12	1:17.159	+1.222	10:45:51.988

13	1:17.613	+1.676	10:47:09.601
14	1:16.599	+0.662	10:48:26.200
15	1:16.083	+0.146	10:49:42.283
16	1:15.937		10:50:58.220


<b>(8) Dave Harnett</b>			
1	1:17.982	+1.627	10:31:34.884
2	1:16.718	+0.363	10:32:51.602
3	1:16.671	+0.316	10:34:08.273
4	1:17.697	+1.342	10:35:25.970
5	1:18.542	+2.187	10:36:44.512
6	1:19.015	+2.660	10:38:03.527
7	1:18.195	+1.840	10:39:21.722
8	1:18.124	+1.769	10:40:39.846
9	1:18.706	+2.351	10:41:58.552
10	1:17.576	+1.221	10:43:16.128
11	1:18.039	+1.684	10:44:34.167
12	1:16.861	+0.506	10:45:51.028
13	1:18.357	+2.002	10:47:09.385
14	1:17.509	+1.154	10:48:26.894
15	1:16.355		10:49:43.249
16	1:16.905	+0.550	10:51:00.154

<b>(4) Ivan Porter</b>			
1	1:20.878	+4.389	10:31:37.751
2	1:18.133	+1.644	10:32:55.884
3	1:16.722	+0.233	10:34:12.606
4	1:17.479	+0.990	10:35:30.085
5	1:17.442	+0.953	10:36:47.527
6	1:17.827	+1.338	10:38:05.354
7	1:17.289	+0.800	10:39:22.643
8	1:17.644	+1.155	10:40:40.287
9	1:17.839	+1.350	10:41:58.126
10	1:17.698	+1.209	10:43:15.824
11	1:17.933	+1.444	10:44:33.757
12	1:17.089	+0.600	10:45:50.846
13	1:17.930	+1.441	10:47:08.776
14	1:17.841	+1.352	10:48:26.617
15	1:16.489		10:49:43.106
16	1:17.570	+1.081	10:51:00.676

<b>(7) Aria Lane</b>			
1	1:19.406	+2.600	10:31:36.038
2	1:17.443	+0.637	10:32:53.481
3	1:18.868	+2.062	10:34:12.349
4	1:19.498	+2.692	10:35:31.847
5	1:18.104	+1.298	10:36:49.951
6	1:17.835	+1.029	10:38:07.786
7	1:17.569	+0.763	10:39:25.355
8	1:17.028	+0.222	10:40:42.383
9	1:17.144	+0.338	10:41:59.527
10	1:16.806		10:43:16.333
11	1:18.180	+1.374	10:44:34.513
12	1:17.105	+0.299	10:45:51.618
13	1:18.121	+1.315	10:47:09.739
14	1:25.994	+9.188	10:48:35.733
15	1:20.966	+4.160	10:49:56.699
16	1:23.179	+6.373	10:51:19.878

<b>(42) Andrew McCombe</b>			
1	1:22.103	+2.682	10:31:39.548

Clerk of Course:  
 Chief Timekeeper:  
 Weather / Track Condition: Bright / Dry  
 Results: [www.sportstimingservices.com](http://www.sportstimingservices.com)  
 Printed: 24/05/2009 10:56:34



## Hottrax Motorsport Racing Club Endurance

Supermono

Anglesey 1.550 Miles

Race 2

24/05/2009 10:30

Race started at 10:30:13

Lap	Lap Tm	Diff	Time of Day
2	<b>1:19.421</b>		10:32:58.969
3	1:20.093	+0.672	10:34:19.062
4	1:20.300	+0.879	10:35:39.362
5	1:20.714	+1.293	10:37:00.076
6	1:20.232	+0.811	10:38:20.308
7	1:21.552	+2.131	10:39:41.860
8	1:20.380	+0.959	10:41:02.240
9	1:20.064	+0.643	10:42:22.304
10	1:20.326	+0.905	10:43:42.630
11	1:20.360	+0.939	10:45:02.990
12	1:19.701	+0.280	10:46:22.691
13	1:20.634	+1.213	10:47:43.325
14	1:19.897	+0.476	10:49:03.222
15	1:19.754	+0.333	10:50:22.976

(91) Des Butler

1	1:25.550	+6.359	10:31:42.625
2	1:22.242	+3.051	10:33:04.867
3	1:21.261	+2.070	10:34:26.128
4	1:22.135	+2.944	10:35:48.263
5	1:20.777	+1.586	10:37:09.040
6	1:20.196	+1.005	10:38:29.236
7	1:19.813	+0.622	10:39:49.049
8	1:19.412	+0.221	10:41:08.461
9	1:19.481	+0.290	10:42:27.942
10	1:19.750	+0.559	10:43:47.692
11	<b>1:19.191</b>		10:45:06.883
12	1:19.388	+0.197	10:46:26.271
13	1:20.530	+1.339	10:47:46.801
14	1:19.792	+0.601	10:49:06.593
15	1:19.287	+0.096	10:50:25.880

(41) Martin Jarvis

1	1:24.061	+3.810	10:31:41.504
2	1:21.291	+1.040	10:33:02.795
3	1:22.711	+2.460	10:34:25.506
4	1:23.743	+3.492	10:35:49.249
5	1:21.239	+0.988	10:37:10.488
6	1:20.866	+0.615	10:38:31.354
7	1:20.526	+0.275	10:39:51.880
8	1:20.419	+0.168	10:41:12.299
9	1:21.798	+1.547	10:42:34.097
10	1:21.505	+1.254	10:43:55.602
11	1:21.621	+1.370	10:45:17.223
12	<b>1:20.251</b>		10:46:37.474
13	1:20.481	+0.230	10:47:57.955
14	1:21.587	+1.336	10:49:19.542
15	1:21.427	+1.176	10:50:40.969

(88) Andrew Driver

1	1:25.657	+5.254	10:31:43.035
2	1:22.034	+1.631	10:33:05.069
3	1:21.241	+0.838	10:34:26.310
4	1:22.196	+1.793	10:35:48.506
5	1:20.909	+0.506	10:37:09.415
6	1:21.224	+0.821	10:38:30.639
7	<b>1:20.403</b>		10:39:51.042
8	1:20.701	+0.298	10:41:11.743
9	1:22.760	+2.357	10:42:34.503
10	1:21.409	+1.006	10:43:55.912
11	1:22.120	+1.717	10:45:18.032

Lap	Lap Tm	Diff	Time of Day
12	<b>1:20.545</b>	+0.142	10:46:38.577
13	<b>1:21.514</b>	+1.111	10:48:00.091
14	<b>1:20.635</b>	+0.232	10:49:20.726
15	<b>1:20.619</b>	+0.216	10:50:41.345

(45) Nick Oliver

1	<b>1:28.466</b>	+2.362	10:31:46.022
2	<b>1:26.104</b>		10:33:12.126
3	1:26.988	+0.884	10:34:39.114
4	1:26.605	+0.501	10:36:05.719
5	1:26.228	+0.124	10:37:31.947
6	1:26.179	+0.075	10:38:58.126
7	1:27.369	+1.265	10:40:25.495
8	1:26.953	+0.849	10:41:52.448
9	1:28.999	+2.895	10:43:21.447
10	1:29.156	+3.052	10:44:50.603
11	1:29.179	+3.075	10:46:19.782
12	1:28.731	+2.627	10:47:48.513
13	1:27.800	+1.696	10:49:16.313
14	1:26.935	+0.831	10:50:43.248

(47) Tom Blackwell

1	1:22.513	+2.855	10:31:39.052
2	<b>1:19.658</b>		10:32:58.710

Clerk of Course:

Chief Timekeeper:

Weather / Track Condition: Bright / Dry

Results: [www.sportstimingservices.com](http://www.sportstimingservices.com)